

Shaver System C3



Control unit

- Panel to control motor-powered EBERLE C3 handpieces
- Resistive 5-inch touch display with automatic brightness adjustment
- Additional softkeys to set basic functions
- Selectable start-up behaviour for handpieces (soft, medium and hard)
- Freely programmable memory areas to define user-related or use-oriented settings
- User-specific assignment of control elements on handpiece and footswitch
- Rotational speed range 300 – 10,000 min⁻¹
- Tapping-mode for Universal handpiece

Accessories

- Handpieces of various housing materials, with and without manual operation
- Universal handpiece with various attachments for drilling and sawing
- Single use and reusable shaver blades
- 5-button footswitch

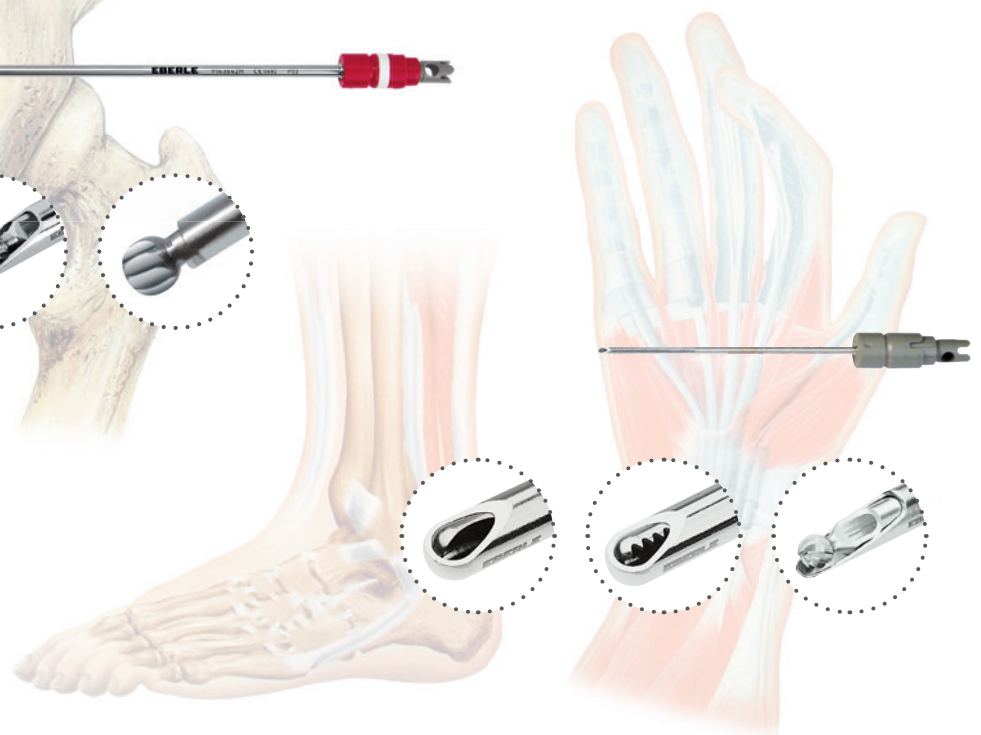
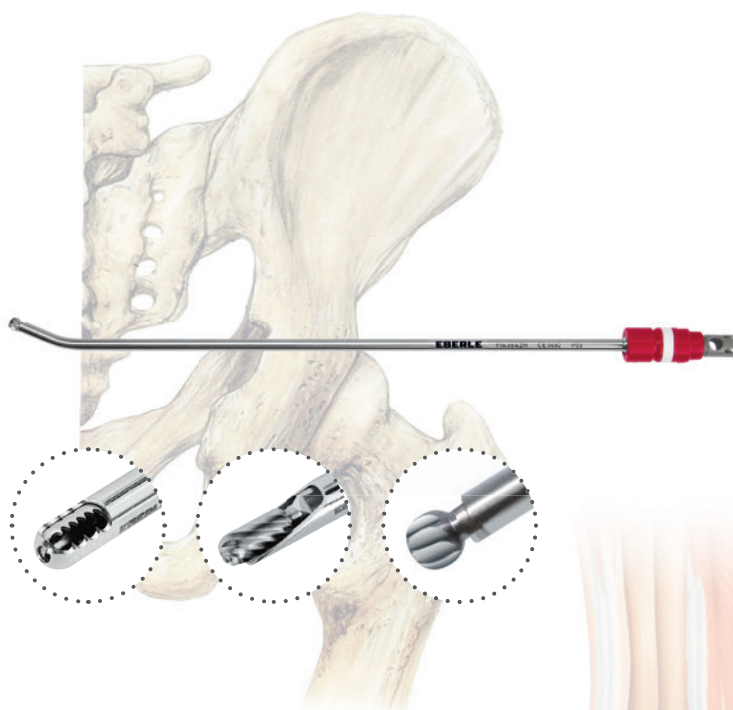
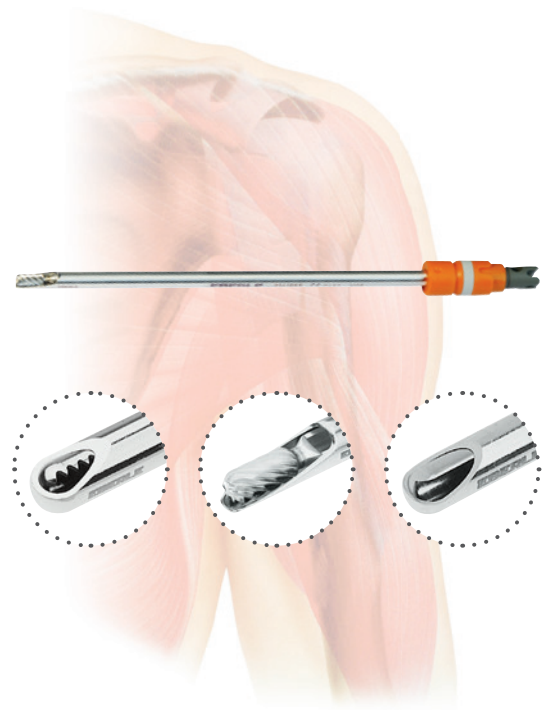
Video:





Control unit C3







Control unit

- Panel to control motor-powered EBERLE C3 handpieces
- 5-inch touch display
- Automatic brightness adjustment
- Softkeys for basic functions
- Adjustable oscillation
- Oscillation mode: revolutions or frequency
- User-specific assignment of the control elements for the footswitch as well as for the handpiece
- Individual acceleration behaviour
- User name editable
- Ergonomic 5-button footswitch

Handpiece

- ergonomically shaped handpiece, autoclavable
- micro-processor controlled drive motor

Handpiece, manual operation

- ergonomically shaped handpiece, autoclavable
- micro-processor controlled drive motor
- manual operation of several functions



Shaver System

Control unit

article no. 913055

Footswitch

article no. 913057

Handpiece

article no.
913066 8k
913070 10k
casing material aluminum
article no.
913068 8k
913080 10k
casing material stainless steel

Handpiece, manual operation

article no.
913067 8k
913071 10k
casing material aluminum
article no.
913069 8k
913081 10k
casing material stainless steel

Small Joint Handpiece

article no.
913065SJ
casing material aluminum

Speed ranges	Handpiece 8k	Handpiece 10k
Cutting	300–4000 min ⁻¹	500–4000 min ⁻¹
Oscillation	500–4000 min ⁻¹	500–4000 min ⁻¹
Burring	500–8000 min ⁻¹	500–10000 min ⁻¹

Small Joint Handpiece

article no. 913065SJ

- ergonomically shaped handpiece, autoclavable
- micro-processor controlled drive motor
- speed ranges:
 - rotation 500 – 6000 min⁻¹
 - oscillation 500 – 4000 min⁻¹



Footswitch

article no. 913057

- user-friendly, ergonomic 5-button footswitch



Cleaning adapter

for EBERLE shaver handpieces

article no. 100020




Brushes

for EBERLE handpieces

Cleaning brush, bent tip
length: 150 mm
article no. 011001-301

Cleaning brush with eyelet
length: 150 mm
article no. 011001-302

Cleaning brush, rounded tip
length: 300 mm
article no. 011001-300



Universal handpiece for manual operation

- ergonomically shaped handpiece, autoclavable
- micro-processor controlled drive motor
- manual operation of anticlockwise/clockwise rotation
- speed range: 0 – 1500 min⁻¹, infinitely variable



Universal handpiece
article no. 913075

Wire driver adapter
article no. 913026
article no. 913034

AO Drill adapter
article no. 913044

Drill chuck adapter
article no. 913027
article no. 913019
article no. 913022

Sagittal saw adapter
article no. 913024

Wire driver adapter

article no. 913026

- receptacle for 1.8 – 3.2 mm

article no. 913034

- receptacle for 0.6 – 1.8 mm



AO Drill adapter

article no. 913044

- receptacle for standard AO



Drill chuck adapter

article no. 913027

- receptacle for 0.7 – 7.4 mm



Drill chuck adapter, high-power

article no. 913019

- receptacle for 0.7 – 7.4 mm
- rotational speed 0 – 500 min⁻¹



Drill chuck adapter

article no. 913022

- receptacle for 0 – 3 mm, keyless



Sagittal saw adapter

article no. 913024

- oscillation frequency 0 – 22.500 cycl./min.

